



Joint Council for
Qualifications



אם יש לך שאלות שאינן ברורות לך, במיוחד
האם אתה יכול להשתמש במחשבון, שאל את המורה.






If there is anything you do not understand, especially
which calculator you may use, ask your teacher.

A. 





1 Be on time for all your exams. If you are late, your work might not
be accepted.

2

- 1 Know the dates and times of all your exams. Arrive at least ten minutes before the start of each exam.
- 2 If you arrive late for an exam, report to the invigilator running the exam.
- 3 If you arrive more than one hour after the published starting time for the exam, you may not be allowed to take it.
- 4 Only take into the exam room the pens, pencils, erasers and any other equipment which you need for the exam.
- 5 You must write clearly and in black ink. Coloured pencils or inks may only be used for diagrams, maps, charts, etc. unless the instructions printed on the front of the question paper state otherwise.

- 
- 1 You may use a calculator unless you are told otherwise.
 - 2 If you use a calculator:
 - (a) make sure it works properly; check that the batteries are working properly;
 - (b) clear anything stored in it;
 - (c) remove any parts such as cases, lids or covers which have printed instructions or formulae;
 - (d)   - bring into the exam room any operating instructions or prepared programs.
 - 3   - use a dictionary or computer spell checker unless you are told otherwise.



- 1 Always listen to the invigilator. Always follow their instructions.
- 2 Tell the invigilator at once if:
 - (a) you think you have not been given the right question paper or all of the materials listed on the front of the paper;
 - (b) the question paper is incomplete or badly printed.
- 3 Read carefully and follow the instructions printed on the question paper and/or on the answer booklet.
- 4   - start writing anything until the invigilator tells you to fill in all the details required on the front of the question paper and/or the answer booklet before you start the exam.   - open the question paper until you are instructed that the exam has begun.
- 5 Remember to write your answers within the designated sections of the answer booklet.
- 6 Do your rough work on the proper exam stationery. Cross it through and hand it in with your answers.

Make sure you add your candidate details to any additional answer sheets that you use, including those used for rough work.

- 1 If on the day of the exam you feel that your work may be affected by ill health or any other reason, tell the invigilator.
- 2 Put up your hand during the exam if:
 - (a) you have a problem and are in doubt about what you should do;
 - (b) you do not feel well;
 - (c) you need more paper.
- 3 Do not ask for, and will not be given, any explanation of the questions.



- 1 If you have used more than one answer booklet and/or any supplementary answer sheets, place them in the correct order.

Place any loose additional answer sheets inside your answer